

̄love®



Contents

04 *Meet Clove*

10 *Specs*

16 *Products*

34 *Accessories*





Our Mission

Clove exists to support healthcare workers.

We started with shoes. Designed with performance in mind, the original Clove shoes were made to stand up to long hours, busy schedules, and messy situations — just like the people that wear them.



Our Brand Story

Founder Joe Ammon started Clove after supporting his wife, Tamara, in her journey through nursing school and beyond. From her first clinical, to her first job, to losing her first patient, Joe was by her side through it all. He saw firsthand how devoted she was to her patients, how often she put their needs ahead of her own, and how physically and mentally taxing this job can be.

That's why we made Clove: a modern sneaker designed for healthcare. Together, Joe and the Clove team worked with a network of healthcare professionals as well as innovative designers to create a shoe that works as hard as you do.

What makes a Clove *a Clove*?

We slip on in seconds.

The perfect sneakers when you're on the go — slip into seamless designs with two easy-to-grab pull tabs.



We're built for long wear.

Clove shoes aren't just comfortable — they stay comfortable for 12-plus hours. Our outsoles have a 10mm heel drop designed for standing and walking, plus a uniquely stabilizing, blister-preventing heel cup. Even our maximalist SuperCush™ styles avoid running shoes' common rocker shape in favor of flatter, sturdier outsoles for less fatigue during all-day (or night) standing and walking.



We have odor fighting insoles.

High performance OrthoLite® inserts fight odor and bacteria—when it's time for a refresh, just throw them in the wash and they'll bounce right back.



We're not afraid of fluids.

Clarino™, Hydrophobic Stitching, Neoprene: A premium vegan fabric that mimics real leather—by using a sustainable microfiber, we reduce water waste, CO2 emissions, and care for the planet as you care for your patients.



Non-slip fluid channeling outsoles.

Healthcare workers are stepping in all kinds of fluids during their shifts. Engineered for super secure footing, Clove outsoles channel fluids out to anchor every step with extra grip. Tacky rubber from heel to toe. Featured on all styles.



Specs Glossary

| | |
|---------------------|--|
| Heel to Toe Drop | Classic: 10mm Solo: 10mm Alto: 10mm Forte: 10mm |
| Weights | Classic: 10 oz Solo: 10 oz Alto: 11 oz Forte: 11 oz |
| Foam | Classic: 36mm Solo: 36mm Alto: 48mm Forte: 48mm |
| Size Range (Unisex) | Classic: W5/M3.5 - W14.5/M13 Solo: W5/M3.5 - W14.5/M13 Alto: W5/M3.5 - W14.5/M13 Forte: W5/M3.5 - W14.5/M13 |



Materials

Clarino™

A premium, water-repellent vegan fabric that mimics animal leather. By using a sustainable microfiber, we reduce water waste and CO2 emissions to help protect the planet.



CloveTech™

An innovative, flexible mesh fabric developed by Clove for lightweight agility and breathability.



Elastic Laces

Stretchy, adjustable laces – whether toggled or tied like traditional sneakers – make on-and-off quick and easy.



Hydrophobic Stitching

Specialized threading repels liquids so messes or moisture can't sneak in, even at the seams.




Neoprene

Our neoprene ankle collar allows for easy slip-on and slip-off, with a liquid-repellent top layer and microscopic perforations for breathability.



Product Styles



Clove Classic

Professional
& Clean

Clove Solo

Everyday
Effortless

Clove Alto

Cushioned
& Breathable

Classic Forte

Cushioned
& Clean

Meet the Classic.



The shoe that started it all. Our award-winning debut sneaker is made with fluid-repellent Clarino™ vegan leather, endlessly comfortable cushioning, and a sturdy, grippy outsole. It's finished with adjustable, no-tie elastic laces for a smooth pull-on fit.

Offered In: Grey Matter, Night Shift, Brilliant White, All Black Option, Lavender, and Navy.



Classic.

Professional, cleanable, tried-and-true trustworthy. Cushioned comfort lasts 12+ hours while spills and wet weather wipe off with ease.



UPPER
Elastic Laces
Easy to Clean Clarino™
Neoprene Ankle
Hydrophobic Stitching



MIDSOLE
All Day Comfort
Odor Fighting Insole



OUTSOLE
Slip Resistant
Extra-Grippy
Fluid Channeling Design

Tech Specifications

GEOMETRY
Heel-to-Toe Drop: 10mm
Heel Cushion: 36mm

WEIGHT
10oz per shoe

SIZING (UNISEX)
W5/M3.5 - W14.5/M13
W5/M3.5 - W14.5/M13 (EE) Wide

PRICING
\$145 H527

ALL BLACK OPTION



BRILLIANT WHITE



NIGHT SHIFT



NAVY



LAVENDER



GREY MATTER



All colors are offered in both genders.

Meet the Solo.

Our contoured, contemporary elastic-band sneaker slips on in seconds. It's made for comfort, cleanability, and effortless agility with fluid-repellent Clarino vegan leather, long-wear cushioning, and grippy outsoles that turn on a dime. A lace-free, slip-on profile gets you on your way – right away.

Offered In: Brilliant White, All Black Option



Solo.

A single elastic band hugs the foot in for an easy fit and unbeatable versatility. Cleanable, comfortable, and streamlined.



UPPER

Lace Free
Easy to Clean Clarino™
Hydrophobic Stitching
Neoprene Ankle



MIDSOLE

All Day Comfort
Odor Fighting Insole



OUTSOLE

Slip Resistant
Extra-Grippy
Fluid Channeling Design

Tech Specifications

GEOMETRY

Heel-to-Toe Drop: 10mm

Heel Cushion: 36mm

WEIGHT

10oz per shoe

SIZING (UNISEX)

W5/M3.5 - W14.5/M13

PRICING

\$145 H527

BRILLIANT WHITE



ALL BLACK OPTION



All colors are offered in both genders.

Meet the Forte.

The height of comfort and cleanability. Forte features our revolutionary SuperCush™ Comfort System for ultimate cushion and stability, plus a wipe-down upper and quiet, grippy outsole, all with slip-on ease. It's a maximalist sneaker with an on-trend, pumped-up look – but designed for standing and walking, rather than running. Instead of a rocker bottom that leads to fatigue, we built a sturdy, grounded shoe with a dual-density foam core for unbeatable stamina.

Offered In: Night Shift, Navy Blue, Sand / Light Blue, Brilliant White, All Black Option



Forte.

Forte combines the comfort, stability, and maximalist look of SuperCush™ with the cleanability and easy wear of the original Clove Classic.



UPPER

Elastic Laces
Easy to Clean Clarino
Hydrophobic Stitching
Neoprene Comfort Collar



MIDSOLE

Dual-Density Foam
Odor Fighting Insole
SuperCush™ Comfort System



OUTSOLE

Slip Resistant
Extra-grippy
Fluid-Channeling Design

Tech Specifications

GEOMETRY

Heel-to-Toe Drop: 10mm
Heel Cushion: 48mm

WEIGHT

11oz per shoe

SIZING (UNISEX)

W5/M3.5 - W14.5/M13

PRICING

\$160 H008

NIGHT SHIFT



SAND LIGHT BLUE



NAVY BLUE



ALL BLACK OPTION



BRILLIANT WHITE



All colors are offered in both genders.

Meet the Alto.

Breathable comfort with an elevated presence. Alto features our proprietary SuperCush™ Comfort System for unsurpassed cushion and stability, plus an all-new ventilated, water and scratch-resistant ripstop upper. Its sporty profile offers the look of a maximalist running shoe, but with a smart, dual-density foam core and flat, sturdy outsole in place of a rocker shape for less fatigue during hours of standing and walking.

Offered In: Light Grey/ Purple/ Fuchsia, Black/ Purple/ Pink, All Black Option, Navy Blue, Night Shift, Navy / Pink / White



Alto.

Alto builds on the comfort and stability of SuperCush™ with a sleek, breathable ripstop upper and an air of modern athleticism.



UPPER

Elastic Laces
Easy to Clean Clarino
Hydrophobic Stitching
Neoprene Comfort Collar



MIDSOLE

Dual-Density Foam
Odor Fighting Insole
SuperCush™ Comfort System



OUTSOLE

Slip Resistant
Extra-grippy
Fluid-Channeling Design

Tech Specifications

GEOMETRY

Heel-to-Toe Drop: 10mm

Heel Cushion: 48mm

WEIGHT

11oz per shoe

SIZING (UNISEX)

W5/M3.5 - W14.5/M13

PRICING

\$160 H008

NAVY BLUE



NIGHT SHIFT



LIGHT GREY / PURPLE / FUSCHIA



BLACK / PURPLE / PINK



ALL BLACK OPTION



NAVY / PINK / WHITE



All colors are offered in both genders.

Meet the Featherlite™ Underscrub.

The essential all-day, long-sleeve layer. Designed as a base for healthcare uniforms, our super-soft underscrub is seamless and tagless for long-wearing comfort. Engineered knit fabric is temperature-regulating to keep you cozy when it's chilly but cool when things heat up, and moisture-wicking with five smart panels of subtle ventilation. A tulip hem and ribbed sleeves keep everything in place.

Offered In: Heather Navy, White, Hot Pink, Heather Grey, Black, Lavender, Ceil Blue.



Featherlite™ Underscrub.

Blissfully soft and breathable for layering comfort at any temperature. It's tailored to tuck in easily and stay in place without a second thought. Our underscrub also comes in both crew and V-neck.



- SEAMLESS & SUPER-SOFT STRETCH KNIT
- MOISTURE WICKING
- TULIP HEM FOR EASY TUCKING
- RIBBED, STAY-PUT SLEEVES
- 5 AREAS OF TARGETED VENTILATION

SIZING
XS - 2XL

PRICING
\$48 H081




Black, Heather Navy, and White also come in V Neck

Meet the Compression Sock.

Lower-leg compression supports healthy blood flow, which can help reduce pain, swelling, and soreness. Our under-the-knee socks offer 20–30mmHG of compression – that’s a moderately firm, medical-grade level of pressure.

Offered In: White, Black, Rainbow Tie Dye, Forever Blue, Just Pink, Ocean Fade



Compression Sock.

Medical-grade under-the-knee compression socks, finished with soft, padded bottoms.

- 20-30 mmHG OF COMPRESSION TO SUPPORT BLOOD FLOW
- SOFT, CUSHIONED BOTTOMS
- UNDER-THE-KNEE LENGTH

SIZING

Women's Shoe US

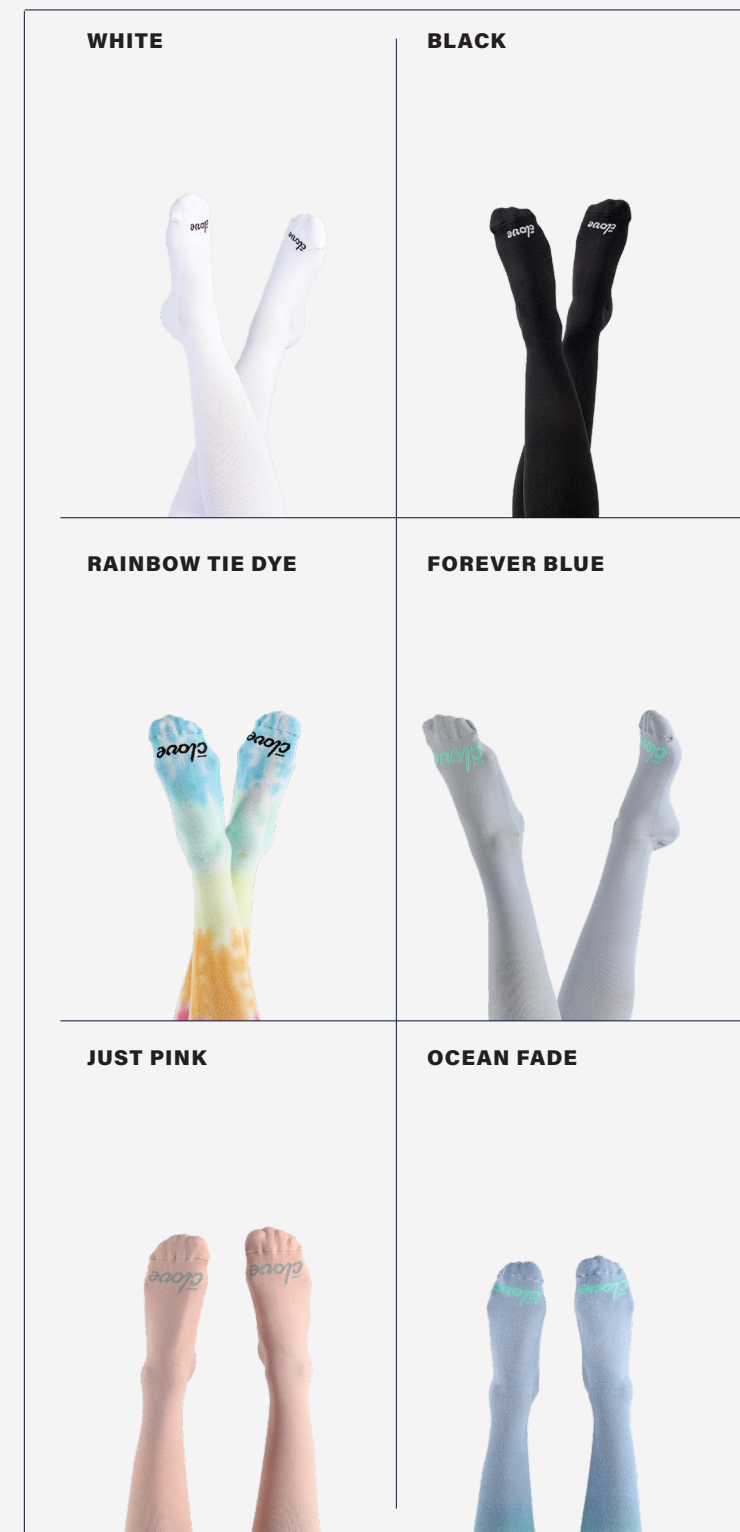
Small (7 - 10)
Medium (9.5 - 12.5)
Large (11 - 14)

Men's Shoe US

Small (6 - 8.5)
Medium (8 - 10.5)
Large (10 - 13)

PRICING


\$28 H577



Meet the Ankle Sock.

Designed with unique double-sided cuff padding to dovetail perfectly with Clove sneakers. Our everyday ankle socks are plush and stretchy with just the right amount of cushion.

Offered In: Grey, Black, White, Lavender, and Navy.



Ankle Sock.

Soft, foot-hugging, low-profile socks with smart padding.



- DOUBLE-CUSHIONED CUFF DESIGNED TO FIT PERFECTLY AROUND CLOVE SHOE ANKLE COLLARS
- SOFT & STRETCHY
- JUST-RIGHT PADDING FROM HEEL TO TOE

SIZING

Women's Shoe US

Small (7 - 10)

Medium (9.5 - 12.5)

Large (11 - 14)

Men's Shoe US

Small (6 - 8.5)

Medium (8 - 10.5)

Large (10 - 13)

PRICING

\$12 H053

BLACK



WHITE



NAVY



GREY



LAVENDER



cloveys™

Cloveys™ are designed to fit securely on every Clove sneaker. Customize your pairs with accessories that express your unique style—with a variety of charms that clip on and off, it's never been easier to match your mood. Let's put a Clovey™ on it!

PRICING
\$5 H521



Product Matrix

Alto



Night Shift



Light Grey / Purple
/ Fuschia



Black / Purple / Pink



All Black Option



Navy Blue



Navy / Pink / White

Forte



Night Shift



Sand / Light Blue



Navy Blue



Brilliant White



All Black Option

Classic



All Black Option



Brilliant White



Navy Blue



Night Shift



Lavender



Grey Matter

Solo




All Black Option



Brilliant White

Clove Sneakers for Active Living



Clove shoes are designed for people who spend time on their feet – walking, standing, and moving, whether for work, play or all the above. They're ideal for folks with on-the-go jobs or active passions like travel and fitness. Our stylish-meets-functional sneakers are built with:

- Cushioning made for 12+ hours of wear
- High-tech materials like cleanable Clarino microfiber and breathable CloveTech™ mesh
- Effortless slip-on and elastic lace options
- Grippy, squeak-free outsoles
- Both classic and on-trend colorways and prints



Clove Sneakers: Made for Walking & Standing

Many popular sneakers are designed for running. But for people who spend their days *walking and standing*, wearing running shoes can actually cause *more* pain and fatigue. Clove shoes are designed with the look of consumers' favorite athletic shoes, but a midsole and outsole specifically made for *walking and standing*.

That means no rocker-shaped bottom – which is made to propel runners forward, but creates instability while standing – and foam that's supportive, rather than excessively soft, for optimal stability and grip.

We originally created Clove shoes for healthcare workers. Hospital employees regularly spend 12-hour shifts on their feet, and they need support that's sturdy, long-lasting, and easy. For others with active jobs or hobbies – but who aren't running marathons in their everyday shoes – Clove sneakers deliver the same professional-level stability and comfort.

Two Clove Cushion Levels: Moderate vs. Max

Clove offers two different degrees of cushioning in our sneakers: Moderate Cushion and Max Cushion.

Our Forte and Alto styles, featuring the SuperCush Comfort System, fall under Max Cushion. Our Classic and Solo styles are made with Moderate Cushion.

The two levels differ in several ways. Max Cushion offers:

- 33% thicker foam than Moderate – 48mm vs. 36mm.
- Dual-density foam core that's softer underfoot and sturdier along the sides.
- Thick, raised platform look.

Our Moderate and Max Cushion share:

- Supportive comfort tailored for long periods of wear.
- 10mm heel drop designed for walking and standing without fatigue.
- Unique heel cup for stability and blister prevention.



SuperCush™ Comfort System

It's the next big thing in next-level comfort. Clove's new SuperCush™ comfort system is the defining feature of our latest launch. It's an elevated, maximalist midsole design with more cushion, support, and stability than ever before.

SuperCush™ draws on what consumers love about maximalist running shoes – the bold look, the utmost comfort – but goes one step further, with features specific to healthcare (and any on-your-feet career).



Here's what makes SuperCush™ different:

THICKER FOAM FOR MAX COMFORT.

33% more foam than the Clove Classic's outsole – 48mm vs. 36mm. (For reference, the Hoka Bondi measures 33mm.)

Thick, raised design means it's on-trend and ultra-comfortable, delivering relief from the challenges of standing for long shifts.

NEW DUAL-DENSITY FOAM CORE FOR STABILITY.

New dual-density foam strikes the ideal balance between soft and supportive.

Instead of a uniform foam layer throughout, it's distributed according to what each part of the foot needs: comfort underfoot, and support in the sidewalls for lateral movement.

On durometer (hardness) reading, SuperCush™ measures 40 in the middle and 50 outside. That means our shoe is soft inside but tougher for sturdiness and stability on the outside.

Stability also means less pain and fatigue during and after every shift.

MAXIMUM STABILITY TAILORED TO THE JOB.

Unlike other maximalist shoes with a rocker design made for running, SuperCush™ features two times the surface contact area flat on the floor, specifically for standing and walking.

AND HERE ARE THE CLOVE-STANDARD FEATURES WE CARRIED OVER TO SUPERCUSH™:

- Tacky rubber from heel to toe.
- Fluid channeling that pushes liquids away.
- 10mm heel drop designed for standing and walking.
- Unique heel cup designed for stability, blister prevention, and comfort.



clove®